

# **LOD**

# **Installation**

# **Instructions**

---

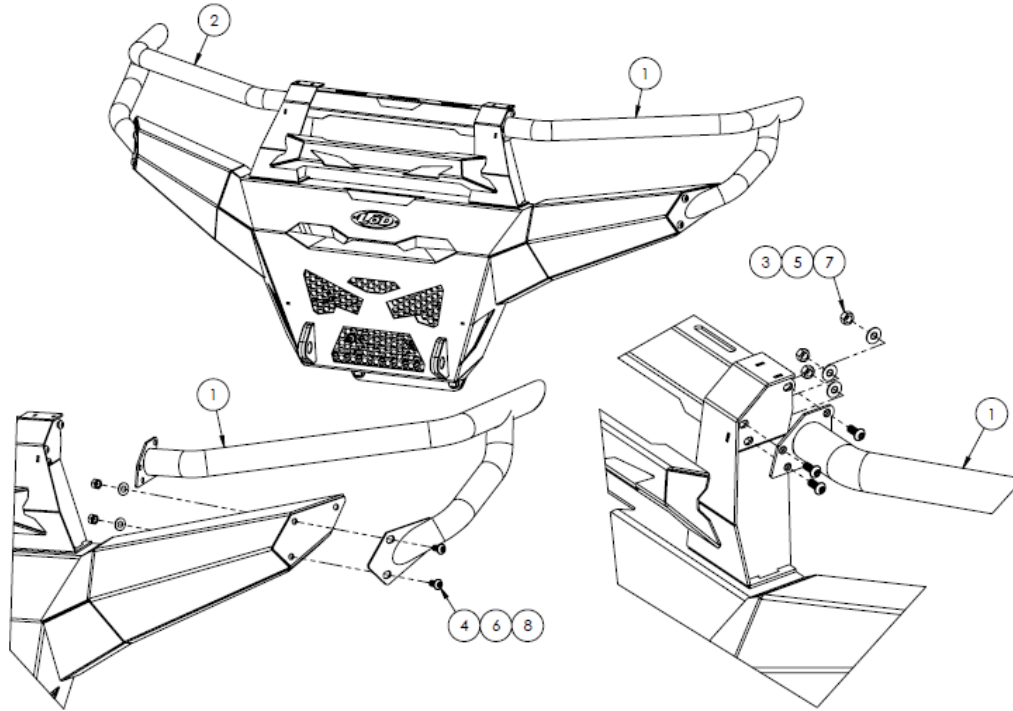


**POLARIS RANGER**  
**2013+**

**HEADLIGHT GUARD**  
**DESTROYER SERIES**

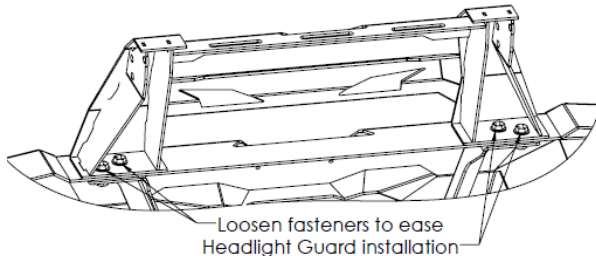
# Installation

## Tubular Headlight Guards



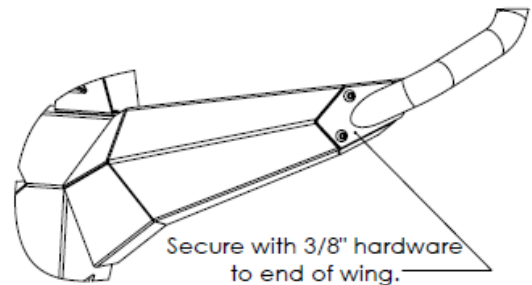
ITEM	QTY	PART NUMBER	DESCRIPTION	ITEM	QTY	PART NUMBER	DESCRIPTION
1	1	4PFG1910-03	Wldmnt, Headlight Guard, LH	5	6	FW2512ZP	Flat Washer 1/4"
2	1	4PFG1910-05	Wldmnt, Headlight Guard, RH	6	4	FW3813ZP	Flat Washer 3/8"
3	6	BHSCS311812ZP	BHCS 5/16-18 x .75	7	6	HN3118ZPGR5	Hex Nut 5/16-18, Zinc Plate
4	4	BHSCS381616ZP	BHCS 3/8-16 x 1.00	8	4	HN3816ZPGR5	Hex Nut 3/8-16, Zinc Plate

1. Locate the 3/8" hardware that secures the Front Guard to the bumper. Loosen these bolts to help ease installation of the Headlight Guards. See Figure 1.



**Figure 1. Loosen Fasteners on Front Guard**

2. Locate the left-hand Headlight Guard and the 3/8" hardware.
3. Use the 3/8" hardware to secure the Headlight Guard to the end of the Front Bumper wing loosely. See Figure 2.



**Figure 2. Attach Front Guard Tube Using 3/8" Hardware.**

4. With the 5/16" hardware and 1/4" washers finish securing the Headlight Guard to the Front Guard.
5. Repeat this process with the Right-Hand Headlight Guard.
6. Once everything is loosely assembled you can begin to tighten down all the bolts.

---

## **\*\*Maintenance\*\***

- Periodically check and re-tighten all fasteners.
- 
- Periodically check your product for scratches, dings, or rust spots which can happen over time or after heavy use. It is important to address these areas as soon as possible to prevent rust and corrosion from spreading. We recommend using Rustoleum® brand Black Semi-Gloss Protective Enamel (oil based). Apply using a foam brush by dabbing to match the powder coat texture.





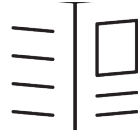
**Polaris Ranger**  
**DESTROYER SERIES**  
HEADLIGHT GUARD  
SHIPPING SHEET - BOX 1

Packaged by:

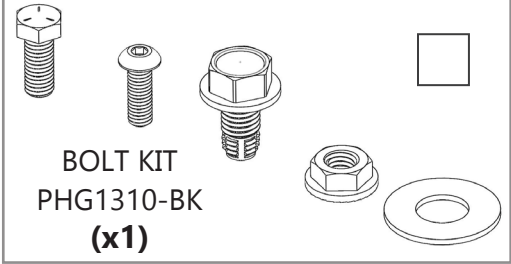
\_\_\_\_\_

On:

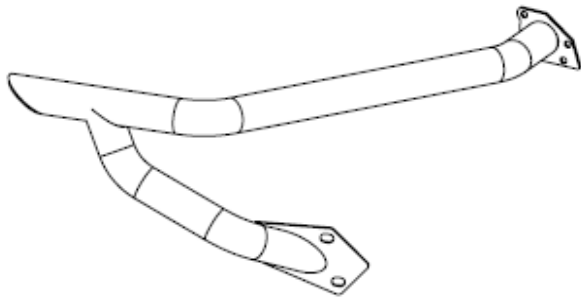
\_\_\_\_\_



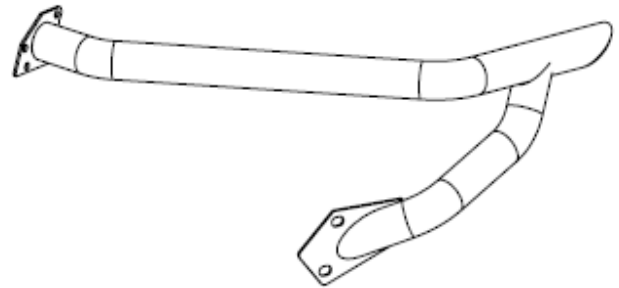
INSTRUCTION  
SHEET



BOLT KIT  
PHG1310-BK  
**(x1)**



HEADLIGHT GUARD, RH  
4PFG1910-05  
**(x1)**



HEADLIGHT GUARD, LH  
4PFG1910-03  
**(x1)**





**Polaris Ranger  
DESTROYER SERIES**

**HEADLIGHT GUARD**

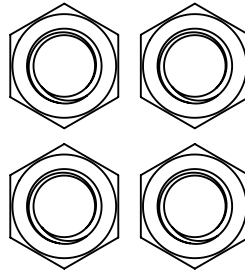
**Bolt Kit**

Packaged by:

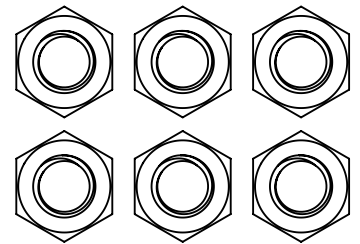
\_\_\_\_\_

On:

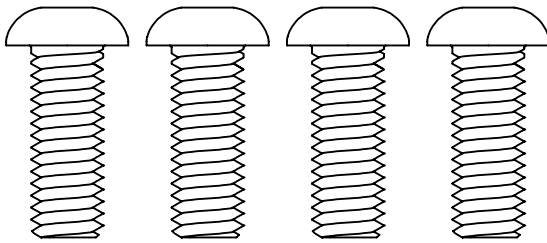
\_\_\_\_\_



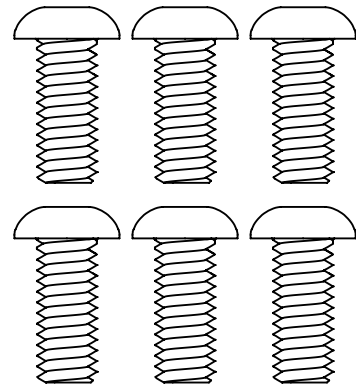
HEX NUT 3/8-16  
(36306)   
**(x4)**



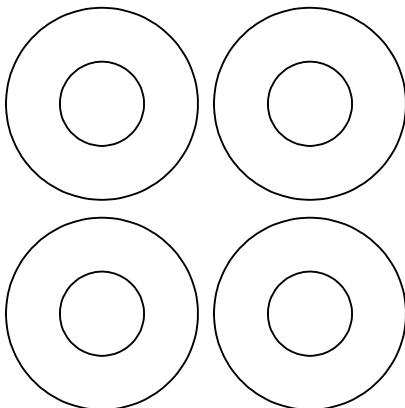
HEX NUT 5/16-18  
(36304)   
**(x6)**



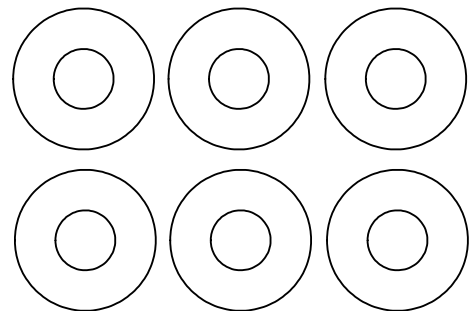
BUTTON HEAD SCREW  
3/8-16 X 1.00"  
(94092)   
**(x4)**



BUTTON HEAD SCREW  
5/16-18 X .75"  
(94069)   
**(x6)**



FLAT WASHER  
Ø3/8" X .812"  
(980295A451)   
**(x4)**



FLAT WASHER  
Ø1/4" X .75"  
(91525A323)   
**(x6)**